





District Health Assessment for Multiple District 1 through December 2025

		Clubs							Membership							Member Strength		Cancellation		Reports			Finance	Leadership			
District Name	Status/ Number of Months in Status *	Active Clubs	Clubs in Status Quo	Total Clubs	% Status Quo Clubs in Financial Suspension	New Clubs	Cancelled Clubs	YTD Net Club Gain/Loss	Current Members In Active Clubs	Current Members In Status Quo Clubs	Current Total Members Count	YTD Add	YTD Drop	YTD NetGrowth (includes Active and Status Quo)	YTD NetGrowth% (includes Active and Status Quo)	Member Count 12 Months Ago	Average Member Count Per Club	% of Clubs with less than 20 members	Average Cancelled Club Age	Members Lost Due to Cancelled Clubs	% of Clubs Reporting Service	% No MMR in 3 Months	% No Officer Report in 12 months	% of Clubs with balance 90+ days	Number of Zone Chairs Recorded	Number of Region Chairs Recorded	District Officers Vacancies **
1 A		69	0	69	0%	1	0	1	1772	0	1772	140	171	-31	-1.72%	1,812	26	51%	0	0	100%	45%	0%	7%	13	6	
1 BK		57	0	57	0%	0	1	-1	1765	0	1765	71	55	16	0.91%	1,710	31	39%	16	3	53%	40%	0%	5%	9	0	
1 CN	T(24)	28	0	28	0%	0	0	0	885	0	885	30	59	-29	-3.17%	928	32	29%	0	0	50%	36%	4%	11%	4	0	2nd VDG
1 CS	T(24)	23	0	23	0%	0	0	0	495	0	495	26	29	-3	-0.60%	497	22	57%	0	0	57%	61%	0%	22%	6	0	2nd VDG
1 D		48	0	48	0%	0	0	0	1407	0	1407	46	73	-27	-1.88%	1,453	29	29%	0	0	46%	52%	6%	17%	8	0	
1 F	T(24)	30	0	30	0%	1	0	1	884	0	884	111	68	43	5.11%	833	29	33%	0	0	90%	30%	3%	13%	9	2	
1 G	T(24)	31	0	31	0%	0	0	0	648	0	648	13	29	-16	-2.41%	660	21	61%	0	0	48%	74%	13%	0%	0	0	2nd VDG
1 H	T(24)	34	0	34	0%	0	2	-2	855	0	855	35	42	-7	-0.81%	874	25	41%	56	11	26%	76%	3%	15%	4	0	1st VDG,GLT
1 J		54	0	54	0%	0	0	0	2102	0	2102	97	80	17	0.82%	2,079	39	24%	0	0	59%	39%	0%	9%	10	0	
1 M	T(24)	45	0	45	0%	0	2	-2	1105	0	1105	26	63	-37	-3.24%	1,165	25	42%	55	26	51%	60%	7%	9%	7	0	
		419	0	419	0%	2	5	-3	11918	0	11918	595	669	-74	-0.62%	12,011	28	40%	47	40	61%	50%	3%	10%	70	8	




District Health Assessment for Multiple District 11 through December 2025

		Clubs							Membership							Member Strength		Cancellation		Reports			Finance	Leadership			
District Name	Status/ Number of Months in Status *	Active Clubs	Clubs in Status Quo	Total Clubs	% Status Quo Clubs in Financial Suspension	New Clubs	Cancelled Clubs	YTD Net Club Gain/Loss	Current Members In Active Clubs	Current Members In Status Quo Clubs	Current Total Members Count	YTD Add	YTD Drop	YTD NetGrowth (includes Active and Status Quo)	YTD NetGrowth% (includes Active and Status Quo)	Member Count 12 Months Ago	Average Member Count Per Club	% of Clubs with less than 20 members	Average Cancelled Club Age	Members Lost Due to Cancelled Clubs	% of Clubs Reporting Service	% No MMR in 3 Months	% No Officer Report in 12 months	% of Clubs with balance 90+ days	Number of Zone Chairs Recorded	Number of Region Chairs Recorded	District Officers Vacancies **
11 A1	T(24)	28	0	28	0%	0	2	-2	612	0	612	40	42	-2	-0.33%	642	22	54%	49	11	61%	54%	0%	14%	7	1	
11 A2	T(24)	28	0	28	0%	0	0	0	1097	0	1097	68	63	5	0.46%	1,187	39	29%	0	0	57%	36%	18%	14%	0	0	
11 B1	T(24)	39	0	39	0%	0	1	-1	834	0	834	34	58	-24	-2.80%	855	21	49%	72	7	56%	49%	10%	0%	3	0	
11 B2	T(24)	28	0	28	0%	0	3	-3	713	0	713	36	99	-63	-8.12%	793	25	50%	64	61	86%	36%	7%	11%	6	0	
11 C1	T(24)	25	0	25	0%	0	0	0	694	0	694	23	37	-14	-1.98%	712	28	52%	0	0	100%	44%	8%	0%	3	0	2nd VDG
11 C2	T(24)	30	0	30	0%	0	1	-1	650	0	650	30	41	-11	-1.66%	676	22	53%	75	1	83%	50%	0%	7%	6	0	
11 D1	T(24)	33	0	33	0%	0	1	-1	843	0	843	35	52	-17	-1.98%	906	26	58%	10	5	39%	64%	0%	12%	2	0	
11 D2	T(24)	43	0	43	0%	0	2	-2	1160	0	1160	79	60	19	1.67%	1,197	27	42%	72	1	100%	51%	0%	2%	6	0	2nd VDG
11 E1	T(24)	35	0	35	0%	0	0	0	869	0	869	71	50	21	2.48%	884	25	49%	0	0	91%	43%	0%	6%	6	0	1st VDG,2nd VDG
11 E2	T(24)	25	0	25	0%	0	0	0	640	0	640	47	37	10	1.59%	643	26	52%	0	0	84%	52%	0%	4%	4	0	1st VDG
		314	0	314	0%	0	10	-10	8112	0	8112	463	539	-76	-0.93%	8,495	26	48%	59	86	76%	48%	4%	7%	43	1	




District Health Assessment for Multiple District 25 through December 2025

		Clubs							Membership							Member Strength		Cancellation		Reports			Finance	Leadership			
District Name	Status/ Number of Months in Status *	Active Clubs	Clubs in Status Quo	Total Clubs	% Status Quo Clubs in Financial Suspension	New Clubs	Cancelled Clubs	YTD Net Club Gain/Loss	Current Members In Active Clubs	Current Members In Status Quo Clubs	Current Total Members Count	YTD Add	YTD Drop	YTD NetGrowth (includes Active and Status Quo)	YTD NetGrowth% (includes Active and Status Quo)	Member Count 12 Months Ago	Average Member Count Per Club	% of Clubs with less than 20 members	Average Cancelled Club Age	Members Lost Due to Cancelled Clubs	% of Clubs Reporting Service	% No MMR in 3 Months	% No Officer Report in 12 months	% of Clubs with balance 90+ days	Number of Zone Chairs Recorded	Number of Region Chairs Recorded	District Officers Vacancies **
25 A	T(24)	45	0	45	0%	0	1	-1	1043	0	1043	43	87	-44	-4.05%	1,101	23	47%	83	5	60%	53%	0%	9%	7	0	
25 B	T(24)	43	0	43	0%	0	1	-1	902	0	902	37	55	-18	-1.96%	948	21	51%	74	11	63%	49%	5%	19%	7	0	2nd VDG
25 C	T(3)	49	0	49	0%	0	0	0	1248	0	1248	47	44	3	0.24%	1,253	25	61%	0	0	63%	63%	8%	6%	5	0	2nd VDG
25 D	T(24)	33	1	34	100%	0	0	0	1142	10	1152	60	59	1	0.09%	1,141	35	38%	0	0	94%	53%	3%	18%	6	0	
25 E	T(24)	47	0	47	0%	0	0	0	1073	0	1073	34	50	-16	-1.47%	1,095	23	53%	0	0	85%	53%	0%	9%	11	0	
25 F	T(17)	51	0	51	0%	0	0	0	1201	0	1201	60	56	4	0.33%	1,210	24	45%	0	0	71%	57%	0%	14%	8	0	
25 G	T(24)	44	0	44	0%	0	0	0	1139	0	1139	73	51	22	1.97%	1,147	26	36%	0	0	73%	52%	0%	9%	7	0	2nd VDG
		312	1	313	100%	0	2	-2	7748	10	7758	354	402	-48	-0.61%	7,895	25	48%	78	16	72%	55%	2%	12%	51	0	




District Health Assessment for Multiple District 43 through December 2025

	Status/ District Name	Number of Months in Status *	Clubs					Membership							Member Strength		Cancellation		Reports			Finance	Leadership					
			Active Clubs	Clubs in Status Quo	Total Clubs	% Status Quo Clubs in Financial Suspension	New Clubs	Cancelled Clubs	YTD Net Club Gain/ Loss	Current Members In Active Clubs	Current Members In Status Quo Clubs	Current Total Members Count	YTD Add	YTD Drop	YTD NetGrowth (includes Active and Status Quo)	YTD NetGrowth% (includes Active and Status Quo)	Member Count 12 Months Ago	Average Member Count Per Club	% of Clubs with less than 20 members	Average Cancelled Club Age	Members Lost Due to Cancelled Clubs	% of Clubs Reporting Service	% No MMR in 3 Months	% No Officer Report in 12 months	% of Clubs with balance 90+ days	Number of Zone Chairs Recorded	Number of Region Chairs Recorded	District Officers Vacancies **
	43 K		71	0	71	0%	1	2	-1	2021	0	2021	121	153	-32	-1.56%	2,056	28	37%	44	7	54%	55%	0%	17%	13	4	
	43 Y		72	0	72	0%	1	1	0	1636	0	1636	128	131	-3	-0.18%	1,610	23	51%	14	0	38%	53%	0%	11%	10	3	
			143	0	143	0%	2	3	-1	3657	0	3657	249	284	-35	-0.95%	3,666	26	44%	34	7	45%	54%	0%	14%	23	7	



District Health Assessment for District 10 through December 2025

		Clubs							Membership							Member Strength		Cancellation		Reports			Finance	Leadership			
District Name	Status/ Number of Months in Status *	Active Clubs	Clubs in Status Quo	Total Clubs	% Status Quo Clubs in Financial Suspension	New Clubs	Cancelled Clubs	YTD Net Club Gain/ Loss	Current Members In Active Clubs	Current Members In Status Quo Clubs	Current Total Members Count	YTD Add	YTD Drop	YTD NetGrowth (includes Active and Status Quo)	YTD NetGrowth% (includes Active and Status Quo)	Member Count 12 Months Ago	Average Member Count Per Club	% of Clubs with less than 20 members	Average Cancelled Club Age	Members Lost Due to Cancelled Clubs	% of Clubs Reporting Service	% No MMR in 3 Months	% No Officer Report in 12 months	% of Clubs with balance 90+ days	Number of Zone Chairs Recorded	Number of Region Chairs Recorded	District Officers Vacancies **
10		46	0	46	0%	0	2	-2	1304	0	1304	52	70	-18	-1.36%	1,319	28	30%	101	21	100%	52%	13%	15%	0	0	
		46	0	46	0%	0	2	-2	1304	0	1304	52	70	-18	-1.36%	1,319	28	30%	101	21	100%	52%	13%	15%	0	0	

\* - District Status: P - Provisional, T - Transitional.

\*\* - District Officers Vacancies: DG - District Governor, 1st VDG - First Vice District Governor, 2nd VDG - Second Vice District Governor.